

DESIGNER Inclusions



Creating
Happy
Homes



Contents




External Selections

Brickwork.....	4
Cladding Options.....	5
EntryDoor(Hinged).....	6
Garage Door.....	7
Windows and Doors (Glass).....	8
Roofing, Fascia and Gutter.....	9

Internal Selections

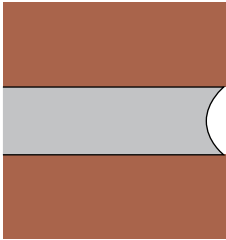
Door Furniture.....	12-13
Bathroom, Kitchen and Laundry.....	14
Appliances.....	15
Lighting and Power.....	16
Cornice.....	17
Paint.....	18



 **INTEGRITY**[®]
NEW HOMES
Changing my world

External Selections

Mortar Joint Profile



Ironed

Ironed joints are very effective at repelling rain penetration due to its recessed profile and the tight seal formed by compacted mortar.

Speak to your sales consultant about additional brick selections and joint types.



CHOC FUDGE



TAUPE GREY



BROWN TERRAIN



JARRAH




KURRAJONG



TANAMI



BARWON



ROUGE



GLENFERN



MALT



OAK



BRUSHWOOD



GYPSY ROSE



HEATHWOOD



MERBAU



MOCHA

Cladding Options



Primeline™ Newport weatherboard

a smooth, narrow weatherboard. Compatible with the HardieLock™ fixing system.



Stria™ cladding

features a horizontal ship-lapped joint – the fast way to achieve a timeless and classic look that endures.



Axon™ cladding

vertically grooved cladding panel that looks sharp and uniform – it delivers a pristine look that lasts.



Matrix™ cladding

an exterior cladding system with a geometric, expressed-joint look.



Linea™ weatherboard

a 16mm thick horizontal weatherboard, with deep shadow lines – it's the weatherboard that weathers well. Ideal for that hamptons look.

Entry Door (Hinged)

Your front door sets the impression for what will be revealed upon walking into your home as well as complimenting the style of your façade. Selection can be made from the painted finish Hume Vauclose range up to \$250 Retail Allowance.

Should you wish to explore further options within the Hume catalogue or want an upgrade to a stained finish, your colour consultant can help you find what you are looking for.

Features:

- Bushfire BAL 12.5 suitable
- Solid core construction engineered for strength and stability
- Optimised design, styling to one side and smooth to the other
- Craftsmanship & high quality materials unite in these beautiful doors



XV1



XV4



XV5



XV9



XV10



XV14



XV18



XV20




**HUME DOORS
& TIMBER**
100% Australian Owned

Garage Door


Safe and secure B&D Garage Doors help protect the things you hold precious. Our commitment to quality flows through everything we do from custom made solutions to the convenience of automation and nationwide servicing. Whether you are coming or going from home, you can always rely on our superior build quality and commitment to safety to stand the test of time.



Home to the largest range of garage door solutions in Australia, B&D has a proud history of innovation. We believe our latest collection of garage doors bring together cutting edge technology, beautiful design options and proven reliability that only 60 years of experience can deliver.



Madrid




Seville



Turino



Statesman



Grange



Federation


Garage doors come in standard COLORBOND[®] steel colours. Timberlook, Timbagrain and acrylic window insert upgrades are also available.

Speak with your colour consultant for more information.

Standard Colour Chart




PEARL WHITE
Gloss



SURF MIST®
Matt



PRIMROSE
Gloss




DUNE®
Satin



PAPERBARK®
Satin




ULTRA SILVER
Gloss




JASPER
Satin



WOODLAND GREY®
Satin



MONUMENT®
Matt



BLACK
Satin



Roofing, Fascia and Gutter

The COLORBOND® steel range of designer colours offers a classic and contemporary palette to enhance the beauty of every home style. Where better to look for inspiration than in Australia's own magnificent backyard. From our mountains to the outback, from creek beds to beaches, COLORBOND® steel captures the light and energy that makes Australia's colours so unique. You'll find 22 colour choices to create the ideal look and feel for your home.

Much of your 'street appeal' is based on your home's colour scheme. That's why it's so important to co-ordinate the colour of your roof, gutters, fascia and downpipes with your render, bricks, window frames, garage doors and entrance. The COLORBOND® steel palette of 22 colours provides inspiration to create the perfect colour scheme for your entire home.

- ① Also available in COLORBOND® Ultra steel for coastal and industrial environments. All other colours are available in COLORBOND® Ultra steel on request, please speak with your supplier.
- ⑤ Also available in COLORBOND® Stainless steel for severe coastal and industrial environments. Please speak to your supplier for more information regarding availability.

CLASSIC colour range




CLASSIC CREAM™



PAPERBARK®



PALE EUCALYPT®




WOODLAND GREY® ①




DEEP OCEAN® ⑤



COTTAGE GREEN®



MANOR RED®



NIGHT SKY®

CONTEMPORARY colour range



SURFMIST® ① ⑤



EVENING HAZE®



SHALE GREY™



DUNE® ① ⑤



COVE®



WINDSPRAY® ① ⑤



GULLY®



MANGROVE®



WALLABY® ①



JASPER®



BASALT®



IRONSTONE®



TERRAIN®




MONUMENT® ①

The colour swatches and images shown have been reproduced to represent actual product colours as accurately as possible. However, we recommend checking your chosen colour against an actual sample of the product before purchasing, as varying light conditions and limitations of the printing process may affect colour tones. COLORBOND®, BlueScope, the BlueScope brand mark and ® colour names are registered trade marks of BlueScope Steel Limited. TM colour names are trade marks of BlueScope Steel Limited. © 2018 BlueScope Steel Limited ABN 16 000 011 058. All rights reserved.



 **INTEGRITY**
NEW HOMES
Changing my world

Internal Selections



TradePro™ by Gainsborough designs

Quality finishes

Up to three popular finishes to choose from; it's quality you can feel.

Simplistic style

Developed in Australia, TradePro's understated style adds the perfect finishing touch to front and internal doors.

Peace-of-mind

Know that you are installing quality products back by Gainsborough's 50 years of style and innovation.



Adel

Bela

Functions - passage, privacy, key in lever, dummy and long plate entrance set.
Deadbolts and combination sets to suit.



SLIDING CAVITY SET



Privacy Set SC



Passage Set SC

ENTRY OPTIONAL UPGRADE



Trilock Contemporary Angular
Leverset Double Cylinder



Trilock Omni Allure
Double Cylinder



Horizon Pull Handle 750mm

with



G2 Series Smooth Round
Deadbolt Single Cylinder

or



Tradepro Dexton Deadbolt
Round Double Cylinder

Bathroom, Kitchen and Laundry



Sink:
Vital 1 & ¾ with strainer



Kitchen/Laundry mixer:
Mizu Soothe



Shower/Bath mixer:
Mizu Soothe



Basin mixer:
Mizu Soothe



Toilet:
Posh Domaine Rimless BTW



Toilet roll holder:
Mizu Soothe



Towel rail:
Mizu Soothe Double



Shower outlet: Posh Vertical with
Posh Domaine 220 round overhead



Bath:
Posh Solus 1500



Vanity:
Forme Mont Albert Wall Hung



Laundry tub:
Everhard Project 45SS



Floor waste:
Suttor Tile Insert 100x100



Cooktop: Baumatic BG4S Gas

Features:

- 5 year warranty
- Cast iron trivets
- WOK burner (triple ring)
- Flame failure safety device
- Side controls
- Electric ignition
- Power on indicator light
- Made in Turkey
- 580mm (W) x 510mm (D) x 84mm (H)



Rangehood: Baumatic GEH6017 Electric

Features:

- 5 year warranty
- 440m³/hr extraction capacity
- Stainless steel finish
- 3 speed slide control
- 2 x incandescent lights
- 2 x aluminium grease filters
- 120mm flue cover outlet diameter
- 600mm (W) x 450mm (D) x 450mm (H)



Oven: Baumatic BO5M Electric

Features:

- 5 year warranty
- 81 litre gross oven capacity
- Double glazed door
- Push in push out knob controls
- Closed door grilling
- Cavity cooling fan
- A Class Energy rating
- One piece easy clean oven cavity
- 10 amp plug
- Easy removable snap off side racks
- Made in Turkey
- 594mm (W) x 567mm (D) x 595mm (H)



3025 Clipsal Iconic double GPO



3015 Clipsal Iconic Single GPO



3041VTV75F-VW Clipsal Iconic TV
PAL Antenna Socket Plate



170575 LEDlux Express Mini
LED Dimmable White Downlight
in Warm White





755PFM4 Clipsal Flush Recessed
Mount Smoke Alarm

Cornice

While cornice effectively bridges the junctions between walls and ceilings, its purpose extends beyond function, providing the perfect finishing touch to the aesthetic harmony of a home.

Cove cornice has long been the standard cornice choice for Australian home builders. Its functional profile does not detract from common decor style and it is available in three profile sizes (55mm, 75mm and 90mm). The 75mm and 90mm sizes are at an additional cost.

The simple curve of Cove cornice gives it an understated presence throughout the home, allowing other architectural design features to become the hero.



The mid-level sheen of Dulux Wash&Wear Semi Gloss is a finish that works well on walls or even as an alternative to enamels on doors and skirting boards. 101 Barrier Technology creates a tough, hard wearing barrier that withstands wear and tear.

Features

- 101 Barrier Technology
- Withstands wear and tear
- Low odour & Low VOC at <16g/L tinted & untinted (Volatile Organic Compounds contribute to atmospheric pollution)

Benefits

- Wipe away most common marks, scuffs and stains with a wet cloth
- Looks freshly painted for years
- Exceptional washability

Tip: Choose the acrylic based enamel for all your doors, skirting and architraves as it doesn't yellow.



Dulux



INTEGRITY[®]

NEW HOMES

Changing my world



Check out our website



[/integritynewhomes](#)



[/integritynewhomes](#)



19 Bryden Drive, Ferntree
Gully . VIC 3156



1300 886 793



charlie.chen@inh.com.au



www.inh.com.au/melbourneeast



ABN 63 645 671 763

Exclusions & Disclaimers

Integrity New Homes reserves the rights to vary inclusions and/or products at any time. Should a different brand be substituted it will be replaced with a product of equal or better standard.

Artist's impression's and any photographs appearing in Integrity New Homes brochures of finished homes, are indicative only and do not constitute an offer of what will be included in any individual home. Integrity New Homes display homes contain a wide range of items which are not included, unless advised otherwise in writing, such as, but not limited to, all furnishing, decorator items, window and floor coverings (except tiles to wet areas), air conditioning, security, office equipment, and hard and soft landscaping including fencing. Inclusions along with display home designs vary throughout Australia and New Zealand and are indicative only and do not constitute an offer of what will be included in any individual home. Please refer to your building contract for the specific design and inclusion details for your new home. Every Integrity New Homes office is independently owned and operated by a local licensed builder controlled by applicable local regulations and statutory requirements.

© INSPIREMENOW Pty Ltd



www.inh.com.au - 1300 886 793