

# DESIGNER Inclusions



Creating  
Happy  
Homes



# Contents




## External Selections

- Brickwork.....4
- Cladding Options.....5
- EntryDoor(Hinged).....6
- Garage Door.....7
- Windows and Doors (Glass).....8
- Roofing, Fascia and Gutter.....9

## Internal Selections

- Door Furniture.....12-13
- Bathroom, Kitchen and Laundry.....14
- Appliances.....15
- Lighting and Power.....16
- Cornice.....17
- Paint.....18

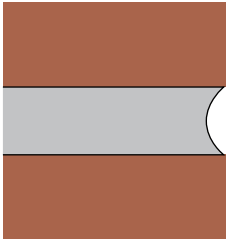




 **INTEGRITY**<sup>®</sup>  
NEW HOMES  
*Changing my world*

# External Selections

## Mortar Joint Profile



### Ironed

Ironed joints are very effective at repelling rain penetration due to its recessed profile and the tight seal formed by compacted mortar.

Speak to your sales consultant about additional brick selections and joint types.



CHOC FUDGE



TAUPE GREY



BROWN TERRAIN



JARRAH




KURRAJONG



TANAMI



BARWON



ROUGE



GLENFERN



MALT



OAK



BRUSHWOOD



GYPSY ROSE



HEATHWOOD



MERBAU



MOCHA



# Cladding Options



## Primeline™ Newport weatherboard

a smooth, narrow weatherboard. Compatible with the HardieLock™ fixing system.



## Stria™ cladding

features a horizontal ship-lapped joint – the fast way to achieve a timeless and classic look that endures.



## Axon™ cladding

vertically grooved cladding panel that looks sharp and uniform – it delivers a pristine look that lasts.



## Matrix™ cladding

an exterior cladding system with a geometric, expressed-joint look.



## Linea™ weatherboard

a 16mm thick horizontal weatherboard, with deep shadow lines – it's the weatherboard that weathers well. Ideal for that hamptons look.

# Entry Door (Hinged)

Your front door sets the impression for what will be revealed upon walking into your home as well as complimenting the style of your façade. Selection can be made from the painted finish Hume Vacluse range up to \$250 Retail Allowance.

Should you wish to explore further options within the Hume catalogue or want an upgrade to a stained finish, your colour consultant can help you find what you are looking for.

## Features:

- Bushfire BAL 12.5 suitable
- Solid core construction engineered for strength and stability
- Optimised design, styling to one side and smooth to the other
- Craftsmanship & high quality materials unite in these beautiful doors



XV1



XV4



XV5



XV9



XV10



XV14



XV18



XV20




**HUME DOORS  
& TIMBER**  
100% Australian Owned

# Garage Door


Safe and secure B&D Garage Doors help protect the things you hold precious. Our commitment to quality flows through everything we do from custom made solutions to the convenience of automation and nationwide servicing. Whether you are coming or going from home, you can always rely on our superior build quality and commitment to safety to stand the test of time.



Home to the largest range of garage door solutions in Australia, B&D has a proud history of innovation. We believe our latest collection of garage doors bring together cutting edge technology, beautiful design options and proven reliability that only 60 years of experience can deliver.



Madrid




Seville



Turino



Statesman



Grange




Federation


Garage doors come in standard COLORBOND<sup>®</sup> steel colours. Timberlook, Timbagrain and acrylic window insert upgrades are also available.

Speak with your colour consultant for more information.

## Standard Colour Chart



PEARL WHITE  
Gloss



SURF MIST®  
Matt



PRIMROSE  
Gloss



DUNE®  
Satin



PAPERBARK®  
Satin




ULTRA SILVER  
Gloss




JASPER  
Satin



WOODLAND GREY®  
Satin



MONUMENT®  
Matt



BLACK  
Satin





# Roofing, Fascia and Gutter

The COLORBOND® steel range of designer colours offers a classic and contemporary palette to enhance the beauty of every home style. Where better to look for inspiration than in Australia's own magnificent backyard. From our mountains to the outback, from creek beds to beaches, COLORBOND® steel captures the light and energy that makes Australia's colours so unique. You'll find 22 colour choices to create the ideal look and feel for your home.


Much of your 'street appeal' is based on your home's colour scheme. That's why it's so important to co-ordinate the colour of your roof, gutters, fascia and downpipes with your render, bricks, window frames, garage doors and entrance. The COLORBOND® steel palette of 22 colours provides inspiration to create the perfect colour scheme for your entire home.

- ① Also available in COLORBOND® Ultra steel for coastal and industrial environments. All other colours are available in COLORBOND® Ultra steel on request, please speak with your supplier.
- ⑤ Also available in COLORBOND® Stainless steel for severe coastal and industrial environments. Please speak to your supplier for more information regarding availability.

## CLASSIC colour range




CLASSIC CREAM™



PAPERBARK®



PALE EUCALYPT®




WOODLAND GREY® ①




DEEP OCEAN® ⑤



COTTAGE GREEN®



MANOR RED®



NIGHT SKY®

## CONTEMPORARY colour range



SURFMIST® ① ⑤



EVENING HAZE®



SHALE GREY™



DUNE® ① ⑤



COVE®



WINDSPRAY® ① ⑤



GULLY®



MANGROVE®



WALLABY® ①



JASPER®



BASALT®



IRONSTONE®



TERRAIN®





MONUMENT® ①

The colour swatches and images shown have been reproduced to represent actual product colours as accurately as possible. However, we recommend checking your chosen colour against an actual sample of the product before purchasing, as varying light conditions and limitations of the printing process may affect colour tones. COLORBOND®, BlueScope, the BlueScope brand mark and ® colour names are registered trade marks of BlueScope Steel Limited. TM colour names are trade marks of BlueScope Steel Limited. © 2018 BlueScope Steel Limited ABN 16 000 011 058. All rights reserved.



 **INTEGRITY**  
NEW HOMES  
*Changing my world*

**Internal Selections**





## TradePro™ by Gainsborough designs

### Quality finishes

Up to three popular finishes to choose from; it's quality you can feel.

### Simplistic style

Developed in Australia, TradePro's understated style adds the perfect finishing touch to front and internal doors.

### Peace-of-mind

Know that you are installing quality products back by Gainsborough's 50 years of style and innovation.



Adel



Bela

Functions - passage, privacy, key in lever, dummy and long plate entrance set.  
Deadbolts and combination sets to suit.





## SLIDING CAVITY SET



Privacy Set SC



Passage Set SC

## ENTRY OPTIONAL UPGRADE



Trilock Contemporary Angular  
Leverset Double Cylinder



Trilock Omni Allure  
Double Cylinder



Horizon Pull Handle 750mm

with



G2 Series Smooth Round  
Deadbolt Single Cylinder

or



Tradepro Dexton Deadbolt  
Round Double Cylinder

# Bathroom, Kitchen and Laundry



**Sink:**  
Vital 1 & ¾ with strainer

---



**Kitchen/Laundry mixer:**  
Mizu Soothe

---



**Shower/Bath mixer:**  
Mizu Soothe

---



**Basin mixer:**  
Mizu Soothe

---



**Toilet:**  
Posh Domaine Rimless BTW

---



**Toilet roll holder:**  
Mizu Soothe

---



**Towel rail:**  
Mizu Soothe Double

---



**Shower outlet:** Posh Vertical with  
Posh Domaine 220 round overhead

---



**Bath:**  
Posh Solus 1500

---



**Vanity:**  
Forme Mont Albert Wall Hung

---



**Laundry tub:**  
Everhard Project 45SS

---



**Floor waste:**  
Suttor Tile Insert 100x100

---



## **Cooktop:** Baumatic BG4S Gas

---

### **Features:**

- 5 year warranty
- Cast iron trivets
- WOK burner (triple ring)
- Flame failure safety device
- Side controls
- Electric ignition
- Power on indicator light
- Made in Turkey
- 580mm (W) x 510mm (D) x 84mm (H)



## **Rangehood:** Baumatic GEH6017 Electric

---

### **Features:**

- 5 year warranty
- 440m<sup>3</sup>/hr extraction capacity
- Stainless steel finish
- 3 speed slide control
- 2 x incandescent lights
- 2 x aluminium grease filters
- 120mm flue cover outlet diameter
- 600mm (W) x 450mm (D) x 450mm (H)



## **Oven:** Baumatic BO5M Electric

---

### **Features:**

- 5 year warranty
- 81 litre gross oven capacity
- Double glazed door
- Push in push out knob controls
- Closed door grilling
- Cavity cooling fan
- A Class Energy rating
- One piece easy clean oven cavity
- 10 amp plug
- Easy removable snap off side racks
- Made in Turkey
- 594mm (W) x 567mm (D) x 595mm (H)



3025 Clipsal Iconic double GPO

---



3015 Clipsal Iconic Single GPO

---



3041VTV75F-VW Clipsal Iconic TV  
PAL Antenna Socket Plate

---



170575 LEDlux Express Mini  
LED Dimmable White Downlight  
in Warm White

---



755PFM4 Clipsal Flush Recessed  
Mount Smoke Alarm

---





# Cornice

While cornice effectively bridges the junctions between walls and ceilings, its purpose extends beyond function, providing the perfect finishing touch to the aesthetic harmony of a home.

Cove cornice has long been the standard cornice choice for Australian home builders. Its functional profile does not detract from common decor style and it is available in three profile sizes (55mm, 75mm and 90mm). The 75mm and 90mm sizes are at an additional cost.

The simple curve of Cove cornice gives it an understated presence throughout the home, allowing other architectural design features to become the hero.



The mid-level sheen of Dulux Wash&Wear Semi Gloss is a finish that works well on walls or even as an alternative to enamels on doors and skirting boards. 101 Barrier Technology creates a tough, hard wearing barrier that withstands wear and tear.

## Features

- 101 Barrier Technology
- Withstands wear and tear
- Low odour & Low VOC at <16g/L tinted & untinted (Volatile Organic Compounds contribute to atmospheric pollution)

## Benefits

- Wipe away most common marks, scuffs and stains with a wet cloth
- Looks freshly painted for years
- Exceptional washability

**Tip:** Choose the acrylic based enamel for all your doors, skirting and architraves as it doesn't yellow.



# Dulux



 1300 886 793

 darshan.ajudia@inh.com.au

 [www.inh.com.au/geelong](http://www.inh.com.au/geelong)

### Exclusions & Disclaimers

Integrity New Homes reserves the rights to vary inclusions and/or products at any time. Should a different brand be substituted it will be replaced with a product of equal or better standard.

Artist's impression's and any photographs appearing in Integrity New Homes brochures of finished homes, are indicative only and do not constitute an offer of what will be included in any individual home. Integrity New Homes display homes contain a wide range of items which are not included, unless advised otherwise in writing, such as, but not limited to, all furnishing, decorator items, window and floor coverings (except tiles to wet areas), air conditioning, security, office equipment, and hard and soft landscaping including fencing. Inclusions along with display home designs vary throughout Australia and New Zealand and are indicative only and do not constitute an offer of what will be included in any individual home. Please refer to your building contract for the specific design and inclusion details for your new home. Every Integrity New Homes office is independently owned and operated by a local licensed builder controlled by applicable local regulations and statutory requirements.

© INSPIREMENOW Pty Ltd



[www.inh.com.au](http://www.inh.com.au) - 1300 886 793